


MONTHLY REPORT OF DISBURSEMENTS
For the month of February 2022


Department: State Universities and Colleges (SUCs)
Agency/Entity: Tarlac State University
Operating Unit: < not applicable >
Organization Code (UACS): 08 037 000000
Fund Cluster: 01 Regular Agency Fund


Particulars	Current Year Budget					Prior Year's Budget					Current Year's Accounts Payable					SUB-TOTAL	Trust Liabilities				Grant Total				Remarks		
	PS	MOOE	FinEx	CO	TOTAL	PS	MOOE	FinEx	CO	Sub-Total	PS	MOOE	FinEx	CO	Sub-Total		TOTAL	PS	MOOE	CO	TOTAL	PS	MOOE	FinEx		CO	TOTAL
	7	8	9	10	11=(7+8+9+10)	12	13	14	15	16=(12+13+14+15)	17=(11+16)	18=(8+17)	19	20	21		22=(19+20+21)	23	24	25	26	27=(23+24+25+26)	28				
CASH DISBURSEMENTS	27,382,223.94	7,861,377.05	0.00	0.00	35,243,600.99	52,714.28	464,741.68	0.00	0.00	57,155.97	0.00	0.00	0.00	0.00	57,155.97	35,791,056.96	0.00	0.00	0.00	0.00	27,434,938.22	8,326,116.74	0.00	0.00	35,761,054.96		
Notice of Cash Allocation (NCA)	27,382,223.94	7,861,377.05	0.00	0.00	35,243,600.99	52,714.28	464,741.68	0.00	0.00	57,155.97	0.00	0.00	0.00	0.00	57,155.97	35,791,056.96	0.00	0.00	0.00	0.00	27,434,938.22	8,326,116.74	0.00	0.00	35,761,054.96		
MIS Check Issued	6,300,530.53	2,772,393.33	0.00	0.00	9,072,923.86	0.00	0.00	0.00	0.00	0.00	0.00	0.00	0.00	0.00	0.00	9,072,923.86	0.00	0.00	0.00	0.00	6,300,530.53	2,772,393.33	0.00	0.00	9,072,923.86		
Advice to Debit Account	21,081,693.41	5,088,983.72	0.00	0.00	26,170,677.13	52,714.28	464,741.68	0.00	0.00	57,155.97	0.00	0.00	0.00	0.00	57,155.97	26,698,133.10	0.00	0.00	0.00	0.00	21,134,407.69	5,553,723.41	0.00	0.00	26,688,131.10		
Notice of Transfer Allocations (NTA)	0.00	0.00	0.00	0.00	0.00	0.00	0.00	0.00	0.00	0.00	0.00	0.00	0.00	0.00	0.00	0.00	0.00	0.00	0.00	0.00	0.00	0.00	0.00	0.00	0.00		
MIS Check Issued	0.00	0.00	0.00	0.00	0.00	0.00	0.00	0.00	0.00	0.00	0.00	0.00	0.00	0.00	0.00	0.00	0.00	0.00	0.00	0.00	0.00	0.00	0.00	0.00	0.00		
Advice to Debit Account	0.00	0.00	0.00	0.00	0.00	0.00	0.00	0.00	0.00	0.00	0.00	0.00	0.00	0.00	0.00	0.00	0.00	0.00	0.00	0.00	0.00	0.00	0.00	0.00	0.00		
Working Fund for FAPs	0.00	0.00	0.00	0.00	0.00	0.00	0.00	0.00	0.00	0.00	0.00	0.00	0.00	0.00	0.00	0.00	0.00	0.00	0.00	0.00	0.00	0.00	0.00	0.00	0.00		
Cash Disbursement Ceiling (CDC)	0.00	0.00	0.00	0.00	0.00	0.00	0.00	0.00	0.00	0.00	0.00	0.00	0.00	0.00	0.00	0.00	0.00	0.00	0.00	0.00	0.00	0.00	0.00	0.00	0.00		
TOTAL CASH DISBURSEMENTS	27,382,223.94	7,861,377.05	0.00	0.00	35,243,600.99	52,714.28	464,741.68	0.00	0.00	57,155.97	0.00	0.00	0.00	0.00	57,155.97	35,791,056.96	0.00	0.00	0.00	0.00	27,434,938.22	8,326,116.74	0.00	0.00	35,761,054.96		
NON-CASH DISBURSEMENTS	1,687,636.68	234,896.29	0.00	0.00	1,922,442.97	0.00	30,438.00	0.00	0.00	30,438.00	0.00	0.00	0.00	0.00	30,438.00	1,952,880.97	0.00	0.00	0.00	0.00	1,687,636.68	265,244.29	0.00	0.00	1,952,880.97		
Tax Reimburse Advice Issued (TRA)	1,687,636.68	234,896.29	0.00	0.00	1,922,442.97	0.00	30,438.00	0.00	0.00	30,438.00	0.00	0.00	0.00	0.00	30,438.00	1,952,880.97	0.00	0.00	0.00	0.00	1,687,636.68	265,244.29	0.00	0.00	1,952,880.97		
Non-Cash Availment Authority (NCAA)	0.00	0.00	0.00	0.00	0.00	0.00	0.00	0.00	0.00	0.00	0.00	0.00	0.00	0.00	0.00	0.00	0.00	0.00	0.00	0.00	0.00	0.00	0.00	0.00	0.00		
Disbursements effected through outright deductions from claims (please specify...)	0.00	0.00	0.00	0.00	0.00	0.00	0.00	0.00	0.00	0.00	0.00	0.00	0.00	0.00	0.00	0.00	0.00	0.00	0.00	0.00	0.00	0.00	0.00	0.00	0.00		
Overpayment of expenses (e.g. personnel benefits)	0.00	0.00	0.00	0.00	0.00	0.00	0.00	0.00	0.00	0.00	0.00	0.00	0.00	0.00	0.00	0.00	0.00	0.00	0.00	0.00	0.00	0.00	0.00	0.00	0.00		
Restitution for loss of government property	0.00	0.00	0.00	0.00	0.00	0.00	0.00	0.00	0.00	0.00	0.00	0.00	0.00	0.00	0.00	0.00	0.00	0.00	0.00	0.00	0.00	0.00	0.00	0.00	0.00		
Liquidated damages and similar claims	0.00	0.00	0.00	0.00	0.00	0.00	0.00	0.00	0.00	0.00	0.00	0.00	0.00	0.00	0.00	0.00	0.00	0.00	0.00	0.00	0.00	0.00	0.00	0.00	0.00		
Others (e.g. TCF, BTI, Dress Stamp, etc.)	0.00	0.00	0.00	0.00	0.00	0.00	0.00	0.00	0.00	0.00	0.00	0.00	0.00	0.00	0.00	0.00	0.00	0.00	0.00	0.00	0.00	0.00	0.00	0.00	0.00		
TOTAL NON-CASH DISBURSEMENTS	1,687,636.68	234,896.29	0.00	0.00	1,922,442.97	0.00	30,438.00	0.00	0.00	30,438.00	0.00	0.00	0.00	0.00	30,438.00	1,952,880.97	0.00	0.00	0.00	0.00	1,687,636.68	265,244.29	0.00	0.00	1,952,880.97		
GRAND TOTAL	29,069,860.62	8,096,273.34	0.00	0.00	37,166,133.97	52,714.28	495,179.68	0.00	0.00	87,593.97	0.00	0.00	0.00	0.00	87,593.97	37,713,937.94	0.00	0.00	0.00	0.00	29,122,574.90	8,591,361.04	0.00	0.00	37,713,935.94		

SUMMARY	Particulars	Previous Report	This Month	As at Date
Total Disbursement Authorities Received		0.00	0.00	0.00
NCA		0.00	0.00	0.00
NTA		0.00	0.00	0.00
Working Fund		0.00	0.00	0.00
TRA		0.00	0.00	0.00
CDC		0.00	0.00	0.00
NCAA		0.00	0.00	0.00
Less: Notice of Transfer of Allocations (NTA) issued		0.00	0.00	0.00
Total Disbursement Authorities Available		0.00	0.00	0.00
Less:		0.00	0.00	0.00
Lapsed NCA		0.00	0.00	0.00
Disbursements		0.00	0.00	0.00
Less: Other Non-Cash Disbursements		0.00	0.00	0.00
Disbursements effected through outright deductions from claims		0.00	0.00	0.00
Overpayment of expenses (e.g. personnel benefits)		0.00	0.00	0.00
Restitution for loss of government property		0.00	0.00	0.00
Liquidated damages and similar claims		0.00	0.00	0.00
Others (e.g. TCF, BTI, Dress Stamp, etc.)		0.00	0.00	0.00
Add/Less: Adjustments (e.g. cancelled/trailed checks)		0.00	0.00	0.00
Balance of Disbursement Authorities as at date		0.00	0.00	0.00
Total Disbursements Program		0.00	0.00	0.00
Less: Actual Disbursements		0.00	0.00	0.00
(Over)/Under spending		0.00	0.00	0.00

Notes: ** Amounts should tally with the grand total disbursement (column 17).

Certified Correct:

RYAN R. RONQUILLO
Accountant
Date: 2022-03-09 16:50:59

Recommended Approved:

JOHN ERWIN C. PANILLO
Director, FMS
Date: 2022-03-10 10:11:59

Approved By:

MYRNA O. MALLARI
Agency Head
Date: 2022-03-10 10:12:59