


QUARTERLY REPORT OF REVENUE AND OTHER RECEIPTS
As at the Quarter Ending December 31, 2023

Department : State Universities and Collages (SUCs)
 Agency/Entity : Tarlac State University
 Operating Unit : < not applicable >
 Organization Code (UACS) : 08 037 0000000
 Fund Cluster : 05 - Internally Generated Funds


Classification/Sources of Revenue and Other Receipts	UACS CODE	REVENUE TARGET (Annua) per BESF	Actual Revenue and Other Receipts Collections					Cumulative Remittance/Deposits to Date			Variance		Remarks
			1st Quarter Ending March 31	2nd Quarter Ending June 30	3rd Quarter Ending September 30	4th Quarter Ending December 31	Total	Remittance to BT	Deposited with AGDB	Total	Amount	%	
1	2	3	4	5	6	7	8=(4+5+6+7)	9	10	11=(9+10)	12=(8-3)	13=(12/3)	14
Internally Generated Funds		298,844,000.00	130,929,146.45	17,497,292.20	119,475,781.15	23,162,054.89	291,064,274.69	0.00	0.00	0.00	(7,775,725.31)		3 %
Revenue Collections		298,844,000.00	130,929,146.45	17,497,292.20	119,475,781.15	23,162,054.89	291,064,274.69	0.00	0.00	0.00	(7,775,725.31)		3 %
Cash Revenue		298,844,000.00	130,929,146.45	17,497,292.20	119,475,781.15	23,162,054.89	291,064,274.69	0.00	0.00	0.00	(7,775,725.31)		3 %
Non-Tax		298,844,000.00	130,929,146.45	17,497,292.20	119,475,781.15	23,162,054.89	291,064,274.69	0.00	0.00	0.00	(7,775,725.31)		3 %
Tuition Fees	4020201001	279,844,000.00	127,518,384.35	6,849,932.06	113,819,420.15	18,441,672.36	266,629,408.92	0.00	0.00	0.00	(13,210,591.08)		5 %
Income Collected from Students	4020201002	10,000,000.00	2,219,654.46	5,692,688.45	3,730,620.26	1,793,176.42	13,436,139.59	0.00	0.00	0.00	3,436,139.59		34 %
Income from Other Sources	4020201003	7,000,000.00	849,505.35	4,514,315.76	1,528,087.74	1,748,638.94	8,440,547.49	0.00	0.00	0.00	1,440,547.49		21 %
Others	4020221099	2,000,000.00	541,602.29	440,355.93	397,653.00	1,178,567.47	2,558,178.69	0.00	0.00	0.00	558,178.69		28 %
Income from Grants and Donations in Cash	4040201000	0.00	0.00	0.00	0.00	0.00	0.00	0.00	0.00	0.00	0.00		0 %
GRAND TOTAL		298,844,000.00	130,929,146.45	17,497,292.20	119,475,781.15	23,162,054.89	291,064,274.69	0.00	0.00	0.00	(7,775,725.31)		3 %

Certified Correct:


 RYAN R. RONQUILLO, CPA
 ACCOUNTANT


Date: 2024-01-29 09:55:40 AM

Recommending Approval:


 JOHN ERWIN C. PANLILIO, CPA
 CHIEF FINANCE OFFICER

Date: 2024-01-14 09:57:19 AM

Approved By:


 DR. ARNOLD E. VELASCO
 AGENCY HEAD

Date: 2024-01-29 02:19:05 PM