

**SUMMARY OF APPROPRIATIONS, ALLOTMENTS, OBLIGATIONS, DISBURSEMENTS AND BALANCES BY OBJECT OF EXPENDITURES**  
**As at the Quarter Ending September 30, 2022**

Department: State Universities and Colleges (SUCs)  
 Agency/Entity: Tarlac State University  
 Operating Unit: < not applicable >  
 Organization Code (UACS) : 08 037 000000  
 Fund Cluster: 01 Regular Agency Fund  
 (e.g. UACS Fund Cluster: 01-Regular Agency Fund, 02-Foreign Assisted Projects Fund, 03-Special Account-Locally Funded/Domestic Grants Fund, and 04-Special Account-Foreign Assisted/Foreign Grants Fund)

	Current Year Appropriations
	Supplemental Appropriations
X	Continuing Appropriations

Particulars	UACS CODE	Appropriations			Allotments			Obligations							Disbursements				Balances				
		Authorized Appropriations	Adjustments (Transfer To/From, Modifications/Augmentations)	Adjusted Appropriations	Allotments Received	Adjustments (Reductions, Modifications/Augmentations)	Transfer To	Transfer From	Adjusted Allotments	1st Quarter Ending March 31	2nd Quarter Ending June 30	3rd Quarter Ending Sept. 30	4th Quarter Ending Dec. 31	TOTAL	1st Quarter Ending March 31	2nd Quarter Ending June 30	3rd Quarter Ending Sept. 30	4th Quarter Ending Dec. 31	TOTAL	Unreleased Appropriations	Unobligated Allotments	Unpaid Obligations (15-20)=(23+24)	
		3	4	5=(3+4)	6	7	8	9	10=(6+(-7)-9+8)	11	12	13	14	15=(11+12+13+14)	16	17	18	19	20=(16+17+18+19)	21=(5-10)	22=(10-15)	23	24
SUMMARY		75,041,175.90	0.00	75,041,175.90	64,041,175.90	0.00	0.00	0.00	64,041,175.90	11,604,121.89	15,238,783.78	30,047,672.38	0.00	56,890,578.05	7,286,803.41	9,608,236.96	27,825,774.70	0.00	44,720,815.07	11,000,000.00	7,150,597.85	0.00	12,169,762.98
I. CONTINUING APPROPRIATIONS		75,041,175.90	0.00	75,041,175.90	64,041,175.90	0.00	0.00	0.00	64,041,175.90	11,604,121.89	15,238,783.78	30,047,672.38	0.00	56,890,578.05	7,286,803.41	9,608,236.96	27,825,774.70	0.00	44,720,815.07	11,000,000.00	7,150,597.85	0.00	12,169,762.98
I. Agency Specific Budget		75,041,175.90	0.00	75,041,175.90	64,041,175.90	0.00	0.00	0.00	64,041,175.90	11,604,121.89	15,238,783.78	30,047,672.38	0.00	56,890,578.05	7,286,803.41	9,608,236.96	27,825,774.70	0.00	44,720,815.07	11,000,000.00	7,150,597.85	0.00	12,169,762.98
Maintenance and Other Operating Expenses		58,680,869.47	0.00	58,680,869.47	57,880,869.47	0.00	0.00	0.00	57,880,869.47	10,002,821.89	14,487,422.06	29,910,672.38	0.00	54,400,916.33	7,286,803.41	9,695,434.00	27,825,774.70	0.00	44,608,012.11	1,000,000.00	3,279,953.14	0.00	9,762,904.22
Traveling Expenses	502010000	9,197,284.00	(6,108,453.36)	3,088,830.64	9,197,284.00	(6,108,453.36)	0.00	0.00	3,088,830.64	977,532.64	1,111,440.00	1,467,524.00	0.00	2,556,496.64	954,402.94	134,570.00	1,130,866.00	0.00	2,219,671.64	0.00	532,334.00	0.00	336,825.00
Traveling Expenses - Local	502010100	7,841,284.00	(5,447,521.00)	2,393,763.00	7,841,284.00	(5,447,521.00)	0.00	0.00	2,393,763.00	262,465.00	1,111,440.00	1,467,524.00	0.00	1,861,429.00	259,335.00	134,570.00	1,130,866.00	0.00	1,524,604.00	0.00	532,334.00	0.00	336,825.00
Traveling Expenses - Foreign	502010200	1,356,000.00	(660,932.36)	695,067.64	1,356,000.00	(660,932.36)	0.00	0.00	695,067.64	695,067.64	0.00	0.00	0.00	695,067.64	695,067.64	0.00	0.00	0.00	695,067.64	0.00	0.00	0.00	0.00
Training and Scholarship Expenses	502020000	6,364,868.50	(5,463,318.50)	901,550.00	6,364,868.50	(5,463,318.50)	0.00	0.00	901,550.00	137,250.00	297,200.00	467,100.00	0.00	901,550.00	135,450.00	297,200.00	458,600.00	0.00	861,250.00	0.00	0.00	0.00	10,300.00
Training Expenses	502020100	3,711,581.00	(3,050,031.00)	661,550.00	3,711,581.00	(3,050,031.00)	0.00	0.00	661,550.00	17,250.00	227,200.00	417,100.00	0.00	661,550.00	15,450.00	227,200.00	408,600.00	0.00	661,250.00	0.00	0.00	0.00	10,300.00
Training Expenses	502020102	3,711,581.00	(3,050,031.00)	661,550.00	3,711,581.00	(3,050,031.00)	0.00	0.00	661,550.00	17,250.00	227,200.00	417,100.00	0.00	661,550.00	15,450.00	227,200.00	408,600.00	0.00	661,250.00	0.00	0.00	0.00	10,300.00
Scholarship Grants/Expenses	502020200	2,653,287.50	(2,413,287.50)	240,000.00	2,653,287.50	(2,413,287.50)	0.00	0.00	240,000.00	120,000.00	70,000.00	50,000.00	0.00	240,000.00	120,000.00	70,000.00	50,000.00	0.00	240,000.00	0.00	0.00	0.00	0.00
Supplies and Materials Expenses	502030000	7,144,485.41	(1,218,571.41)	5,925,914.00	7,144,485.41	(1,218,571.41)	0.00	0.00	5,925,914.00	3,591,547.22	2,464,244.43	2,082,850.17	0.00	8,106,641.82	3,013,113.99	1,586,174.16	588,417.50	0.00	5,187,705.65	0.00	254,415.00	0.00	2,940,696.17
Office Supplies Expenses	502030100	2,921,231.17	(16,176.37)	2,905,054.80	2,921,231.17	(16,176.37)	0.00	0.00	2,905,054.80	2,893,254.80	5,950.00	5,850.00	0.00	2,905,054.80	2,888,254.80	12,850.00	0.00	0.00	2,899,204.80	0.00	0.00	0.00	5,850.00
Office Supplies Expenses	502030102	2,921,231.17	(16,176.37)	2,905,054.80	2,921,231.17	(16,176.37)	0.00	0.00	2,905,054.80	2,893,254.80	5,950.00	5,850.00	0.00	2,905,054.80	2,888,254.80	12,850.00	0.00	0.00	2,899,204.80	0.00	0.00	0.00	5,850.00
Fuel, Oil and Lubricants Expenses	502030900	841,679.53	(201,904.00)	639,775.53	841,679.53	(201,904.00)	0.00	0.00	639,775.53	67,496.19	346,642.67	205,633.67	0.00	639,775.53	67,496.19	346,642.67	6,725.00	0.00	440,866.86	0.00	0.00	0.00	186,608.67
Other Supplies and Materials Expenses	502039000	3,381,574.71	(1,436,651.78)	1,944,922.93	3,381,574.71	(1,436,651.78)	0.00	0.00	1,944,922.93	610,793.23	2,101,651.78	1,851,366.50	0.00	4,563,811.49	36,360.00	1,200,561.49	561,692.50	0.00	1,827,833.99	0.00	254,415.00	0.00	2,796,177.50
Utility Expenses	502040000	23,145,711.41	(15,942,748.06)	7,202,963.35	23,145,711.41	(15,942,748.06)	0.00	0.00	7,202,963.35	2,426,612.38	3,615,058.47	1,161,092.48	0.00	7,202,963.35	1,753,811.96	4,288,056.68	201,391.69	0.00	6,243,262.44	0.00	0.00	0.00	669,700.69
Water Expenses	502040100	2,164,525.88	(1,551,647.07)	612,878.81	2,164,525.88	(1,551,647.07)	0.00	0.00	612,878.81	16,478.74	385,026.48	201,391.59	0.00	612,878.81	16,478.74	385,026.48	201,391.69	0.00	612,878.81	0.00	0.00	0.00	0.00
Electricity Expenses	502040200	20,981,185.53	(14,391,101.01)	6,590,084.52	20,981,185.53	(14,391,101.01)	0.00	0.00	6,590,084.52	2,410,333.64	3,230,049.99	959,700.89	0.00	6,590,084.52	1,737,333.22	3,893,050.41	0.00	0.00	5,630,383.63	0.00	0.00	0.00	669,700.69
Communication Expenses	502050000	3,737,131.76	(1,355,885.48)	2,381,246.28	3,737,131.76	(1,355,885.48)	0.00	0.00	2,381,246.28	580,549.37	1,296,692.91	496,000.00	0.00	2,381,246.28	204,862.74	1,690,576.54	0.00	0.00	1,885,248.28	0.00	0.00	0.00	496,000.00
Telephone Expenses	502050100	1,598,748.98	(1,161,902.11)	434,846.85	1,598,748.98	(1,161,902.11)	0.00	0.00	434,846.85	77,782.74	357,062.11	0.00	0.00	434,846.85	77,782.74	357,062.11	0.00	0.00	434,846.85	0.00	0.00	0.00	0.00
Landline	502050200	1,598,748.98	(1,161,902.11)	434,846.85	1,598,748.98	(1,161,902.11)	0.00	0.00	434,846.85	77,782.74	357,062.11	0.00	0.00	434,846.85	77,782.74	357,062.11	0.00	0.00	434,846.85	0.00	0.00	0.00	0.00
Internet Subscription Expenses	502050300	2,140,384.80	(193,983.37)	1,946,401.43	2,140,384.80	(193,983.37)	0.00	0.00	1,946,401.43	510,785.63	939,630.80	496,000.00	0.00	1,946,401.43	127,085.00	1,323,316.43	0.00	0.00	1,450,401.43	0.00	0.00	0.00	496,000.00
Awards/Prizes and Piques	502060000	333.34	7,983,728.66	7,984,062.00	333.34	7,983,728.66	0.00	0.00	7,984,062.00	0.00	0.00	0.00	0.00	7,984,062.00	0.00	0.00	4,770,000.00	0.00	4,770,000.00	0.00	1,450,062.00	0.00	1,755,000.00
Awards/Prizes Expenses	502060100	333.34	7,983,728.66	7,984,062.00	333.34	7,983,728.66	0.00	0.00	7,984,062.00	0.00	0.00	0.00	0.00	7,984,062.00	0.00	0.00	4,770,000.00	0.00	4,770,000.00	0.00	1,450,062.00	0.00	1,755,000.00
Awards/Prizes Expenses	502060101	333.34	7,983,728.66	7,984,062.00	333.34	7,983,728.66	0.00	0.00	7,984,062.00	0.00	0.00	0.00	0.00	7,984,062.00	0.00	0.00	4,770,000.00	0.00	4,770,000.00	0.00	1,450,062.00	0.00	1,755,000.00
Professional Services	502110000	100,092.50	11,589,803.82	11,689,896.32	100,092.50	11,589,803.82	0.00	0.00	11,689,896.32	0.00	0.00	11,689,896.32	0.00	11,689,896.32	0.00	0.00	10,036,473.96	0.00	10,036,473.96	0.00	0.00	0.00	1,653,222.36

This report was generated using the Unified Reporting System on null version FAR1A.1.1 ; Status : SUBMITTED

Department: State Universities and Colleges (SUCs)  
 Agency/Entity: Tarlac State University  
 Operating Unit: < not applicable >  
 Organization Code (UAACS) : 08 037 000000  
 Fund Cluster: 01 Regular Agency Fund

	Current Year Appropriations
	Supplemental Appropriations
X	Continuing Appropriations

(e.g. UAACS Fund Cluster: 01-Regular Agency Fund, 02-Foreign Assisted Projects Fund, 03-Special Account-Locally Funded/Domestic Grants Fund, and 04-Special Account-Foreign Assisted/Foreign Grants Fund)

Particulars	UAACS CODE	Appropriations			Allotments			Obligations					Disbursements					Balances															
		Authorized Appropriations	Adjustments (Transfer To/From, Modifications/ Augmentations)	Adjusted Appropriations	Allotments Received	Adjustments (Reductions, Modifications/ Augmentations)	Transfer To	Transfer From	Adjusted Allotments	1st Quarter Ending March 31	2nd Quarter Ending June 30	3rd Quarter Ending Sept. 30	4th Quarter Ending Dec. 31	TOTAL	1st Quarter Ending March 31	2nd Quarter Ending June 30	3rd Quarter Ending Sept. 30	4th Quarter Ending Dec. 31	TOTAL	Unreleased Appropriations	Unobligated Allotments	Unpaid Obligations (15-20)=(23+24)											
										11	12	13	14	15=(11+12+13+14)	16	17	18	19	20=(16+17+18+19)			21=(5-10)	22=(10-15)	23	24								
Auditing Services	5021102000	100,092.50	(100,092.50)	0.00	100,092.50	(100,092.50)	0.00	0.00	0.00	0.00	0.00	0.00	0.00	0.00	0.00	0.00	0.00	0.00	0.00	0.00	0.00	0.00	0.00	0.00	0.00	0.00	0.00	0.00	0.00	0.00	0.00		
Consultancy Services	5021103000	245,000.00	245,000.00	245,000.00	245,000.00	0.00	245,000.00	0.00	0.00	245,000.00	0.00	245,000.00	0.00	245,000.00	0.00	245,000.00	0.00	245,000.00	0.00	245,000.00	0.00	0.00	0.00	0.00	0.00	0.00	0.00	0.00	0.00	0.00	245,000.00	0.00	
Consultancy Services	5021103002	0.00	245,000.00	245,000.00	0.00	245,000.00	0.00	0.00	245,000.00	0.00	245,000.00	0.00	245,000.00	0.00	245,000.00	0.00	245,000.00	0.00	245,000.00	0.00	0.00	0.00	0.00	0.00	0.00	0.00	0.00	0.00	0.00	0.00	245,000.00	0.00	
Other Professional Services	5021190000	0.00	11,444,896.32	11,444,896.32	0.00	11,444,896.32	0.00	0.00	11,444,896.32	0.00	0.00	11,444,896.32	0.00	11,444,896.32	0.00	0.00	10,036,473.96	0.00	10,036,473.96	0.00	0.00	0.00	0.00	0.00	0.00	0.00	0.00	0.00	0.00	1,408,222.36	0.00	0.00	
General Services	5021200000	0.00	2,833,700.77	2,833,700.77	0.00	2,833,700.77	0.00	0.00	2,833,700.77	0.00	0.00	2,833,700.77	0.00	2,833,700.77	0.00	0.00	2,787,180.22	0.00	2,787,180.22	0.00	0.00	0.00	0.00	0.00	0.00	0.00	0.00	0.00	0.00	0.00	46,520.55	0.00	
Janitorial Services	5021202000	0.00	568,529.86	568,529.86	0.00	568,529.86	0.00	0.00	568,529.86	0.00	0.00	568,529.86	0.00	568,529.86	0.00	0.00	540,032.93	0.00	540,032.93	0.00	0.00	0.00	0.00	0.00	0.00	0.00	0.00	0.00	0.00	0.00	28,496.93	0.00	
Security Services	5021203000	0.00	1,061,693.45	1,061,693.45	0.00	1,061,693.45	0.00	0.00	1,061,693.45	0.00	0.00	1,061,693.45	0.00	1,061,693.45	0.00	0.00	1,048,527.83	0.00	1,048,527.83	0.00	0.00	0.00	0.00	0.00	0.00	0.00	0.00	0.00	0.00	0.00	13,165.62	0.00	
Other General Services	5021290000	0.00	1,203,477.46	1,203,477.46	0.00	1,203,477.46	0.00	0.00	1,203,477.46	0.00	0.00	1,203,477.46	0.00	1,203,477.46	0.00	0.00	1,188,819.46	0.00	1,188,819.46	0.00	0.00	0.00	0.00	0.00	0.00	0.00	0.00	0.00	0.00	0.00	4,858.00	0.00	
Other General Services	5021290999	0.00	1,203,477.46	1,203,477.46	0.00	1,203,477.46	0.00	0.00	1,203,477.46	0.00	0.00	1,203,477.46	0.00	1,203,477.46	0.00	0.00	1,188,819.46	0.00	1,188,819.46	0.00	0.00	0.00	0.00	0.00	0.00	0.00	0.00	0.00	0.00	0.00	4,858.00	0.00	
Repairs and Maintenance	5021300000	1,856,359.55	(1,616,295.15)	240,064.40	1,856,359.55	(1,616,295.15)	0.00	0.00	240,064.40	0.00	0.00	240,064.40	0.00	240,064.40	0.00	0.00	0.00	0.00	0.00	0.00	0.00	0.00	0.00	0.00	0.00	0.00	0.00	0.00	0.00	0.00	240,064.40	0.00	
Repairs and Maintenance - Buildings and Other Structures	5021304000	1,064,773.55	(854,709.15)	240,064.40	1,064,773.55	(854,709.15)	0.00	0.00	240,064.40	0.00	0.00	240,064.40	0.00	240,064.40	0.00	0.00	0.00	0.00	0.00	0.00	0.00	0.00	0.00	0.00	0.00	0.00	0.00	0.00	0.00	0.00	240,064.40	0.00	
Buildings	5021304001	1,064,773.55	(854,709.15)	240,064.40	1,064,773.55	(854,709.15)	0.00	0.00	240,064.40	0.00	0.00	240,064.40	0.00	240,064.40	0.00	0.00	0.00	0.00	0.00	0.00	0.00	0.00	0.00	0.00	0.00	0.00	0.00	0.00	0.00	0.00	240,064.40	0.00	
Repairs and Maintenance - Machinery and Equipment	5021305000	4,000.00	(4,000.00)	0.00	4,000.00	(4,000.00)	0.00	0.00	0.00	0.00	0.00	0.00	0.00	0.00	0.00	0.00	0.00	0.00	0.00	0.00	0.00	0.00	0.00	0.00	0.00	0.00	0.00	0.00	0.00	0.00	0.00	0.00	
Machinery	5021305001	4,000.00	(4,000.00)	0.00	4,000.00	(4,000.00)	0.00	0.00	0.00	0.00	0.00	0.00	0.00	0.00	0.00	0.00	0.00	0.00	0.00	0.00	0.00	0.00	0.00	0.00	0.00	0.00	0.00	0.00	0.00	0.00	0.00	0.00	
Repairs and Maintenance - Transportation Equipment	5021306000	757,586.00	(757,586.00)	0.00	757,586.00	(757,586.00)	0.00	0.00	0.00	0.00	0.00	0.00	0.00	0.00	0.00	0.00	0.00	0.00	0.00	0.00	0.00	0.00	0.00	0.00	0.00	0.00	0.00	0.00	0.00	0.00	0.00	0.00	
Motor Vehicles	5021306001	757,586.00	(757,586.00)	0.00	757,586.00	(757,586.00)	0.00	0.00	0.00	0.00	0.00	0.00	0.00	0.00	0.00	0.00	0.00	0.00	0.00	0.00	0.00	0.00	0.00	0.00	0.00	0.00	0.00	0.00	0.00	0.00	0.00	0.00	
Taxes, Insurance Premiums and Other Fees	5021300000	273,121.76	3,128,267.74	3,401,409.49	273,121.76	3,128,267.74	0.00	0.00	3,401,409.49	1,350.00	2,189,557.04	1,230,502.45	0.00	3,401,409.49	1,350.00	6,750.00	2,377,707.04	0.00	2,385,807.04	0.00	0.00	0.00	0.00	0.00	0.00	0.00	0.00	0.00	0.00	0.00	1,015,602.45	0.00	
Taxes, Duties and Licenses	5021501000	265,000.00	(85,100.00)	199,900.00	265,000.00	(85,100.00)	0.00	0.00	199,900.00	0.00	0.00	199,900.00	0.00	199,900.00	0.00	0.00	199,900.00	0.00	199,900.00	0.00	0.00	0.00	0.00	0.00	0.00	0.00	0.00	0.00	0.00	0.00	0.00	0.00	
Taxes, Duties and Licenses	5021501001	265,000.00	(85,100.00)	199,900.00	265,000.00	(85,100.00)	0.00	0.00	199,900.00	0.00	0.00	199,900.00	0.00	199,900.00	0.00	0.00	199,900.00	0.00	199,900.00	0.00	0.00	0.00	0.00	0.00	0.00	0.00	0.00	0.00	0.00	0.00	0.00	0.00	0.00
Fidelity Bond Premiums	5021502000	8,121.76	14,978.25	23,100.00	8,121.76	14,978.25	0.00	0.00	23,100.00	1,850.00	6,750.00	15,000.00	0.00	23,100.00	1,850.00	6,750.00	15,000.00	0.00	23,100.00	0.00	0.00	0.00	0.00	0.00	0.00	0.00	0.00	0.00	0.00	0.00	0.00	0.00	
Insurance Expenses	5021503000	0.00	3,178,409.49	3,178,409.49	0.00	3,178,409.49	0.00	0.00	3,178,409.49	0.00	2,162,807.04	1,015,602.45	0.00	3,178,409.49	0.00	0.00	2,162,807.04	0.00	2,162,807.04	0.00	0.00	0.00	0.00	0.00	0.00	0.00	0.00	0.00	0.00	0.00	0.00	1,015,602.45	0.00
Other Maintenance and Operating Expenses	5029600000	6,861,481.25	3,732,808.17	10,594,289.42	6,861,481.25	3,732,808.17	0.00	0.00	9,594,289.42	2,278,781.28	4,543,224.21	1,737,141.79	0.00	8,960,147.28	1,223,807.08	1,722,302.41	5,275,305.39	0.00	8,221,414.88	1,000,000.00	1,034,142.14	0.00	0.00	0.00	0.00	0.00	0.00	0.00	0.00	0.00	338,732.40	0.00	
Advertising Expenses	5029601000	45,000.00	(45,000.00)	0.00	45,000.00	(45,000.00)	0.00	0.00	0.00	0.00	0.00	0.00	0.00	0.00	0.00	0.00	0.00	0.00	0.00	0.00	0.00	0.00	0.00	0.00	0.00	0.00	0.00	0.00	0.00	0.00	0.00	0.00	
Printing and Publication Expenses	5029602000	51,599.00	112,356.39	163,955.39	51,599.00	112,356.39	0.00	0.00	163,955.39	51,599.00	0.00	62,356.39	0.00	113,955.39	0.00	51,599.00	62,356.39	0.00	113,955.39	0.00	50,000.00	0.00	0.00	0.00	0.00	0.00	0.00	0.00	0.00	0.00	0.00	0.00	0.00
Representation Expenses	5029603000	57,800.00	(7,800.00)	50,000.00	57,800.00	(7,800.00)	0.00	0.00	50,000.00	30,000.00	0.00	20,000.00	0.00	50,000.00	30,000.00	20,000.00	0.00	50,000.00	0.00	50,000.00	0.00	0.00	0.00	0.00	0.00	0.00	0.00	0.00	0.00	0.00	0.00	0.00	
Rent/Lease Expenses	5029605000	190,000.00	(190,000.00)	0.00	190,000.00	(190,000.00)	0.00	0.00	0.00	0.00	0.00	0.00	0.00	0.00	0.00	0.00	0.00	0.00	0.00	0.00	0.00	0.00	0.00	0.00	0.00	0.00	0.00	0.00	0.00	0.00	0.00	0.00	
Rents - Motor Vehicles	5029605003	190,000.00	(190,000.00)	0.00	190,000.00	(190,000.00)	0.00	0.00	0.00	0.00	0.00	0.00	0.00	0.00	0.00	0.00	0.00	0.00	0.00	0.00	0.00	0.00	0.00	0.00	0.00	0.00	0.00	0.00	0.00	0.00	0.00	0.00	
Subscription Expenses	5029607000	2,840,964.06	2,730,333.12	5,671,297.20	2,840,964.06	2,730,333.12	0.00	0.00	5,171,297.20	1,461,350.00	3,709,947.20	0.00	0.00	5,171,297.20	771,000.00	911,297.20	3,488,000.00	0.00	5,171,297.20	500,000.00	0.00	0.00	0.00	0.00	0.00	0.00	0.00	0.00	0.00	0.00	0.00	0.00	
Other Subscription Expenses	5029607099	2,840,964.06	2,730,333.12	5,671,297.20	2,840,964.06	2,730,333.12	0.00	0.00	5,171,297.20	1,461,350.00	3,709,947.20	0.00	0.00	5,171,297.20																			


Department: State Universities and Colleges (SUCs)  
 Agency/Entity: Tarlac State University  
 Operating Unit: < not applicable >  
 Organization Code (UACS): 08 037 000000  
 Fund Cluster: 01 Regular Agency Fund

	Current Year Appropriations
	Supplemental Appropriations
X	Continuing Appropriations

(e.g. UACS Fund Cluster: 01-Regular Agency Fund, 02-Foreign Assisted Projects Fund, 03-Special Account-Locally Funded/Domestic Grants Fund, and 04-Special Account-Foreign Assisted/Foreign Grants Fund)


Particulars	UACS CODE	Appropriations			Allotments				Obligations					Disbursements				Balances					
		Authorized Appropriations	Adjustments (Transfer To/From, Modifications/Augmentations)	Adjusted Appropriations	Allotments Received	Adjustments (Reductions, Modifications/Augmentations)	Transfer To	Transfer From	Adjusted Allotments	1st Quarter	2nd Quarter	3rd Quarter	4th Quarter	TOTAL	1st Quarter	2nd Quarter	3rd Quarter	4th Quarter	TOTAL	Unreleased Appropriations	Unobligated Allotments	Unpaid Obligations (15-20)+(23+24)	
										Ending March 31	Ending June 30	Ending Sept. 30	Ending Dec. 31		Ending March 31	Ending June 30	Ending Sept. 30	Ending Dec. 31				20=(16+17+18+19)	21=(5-10)
1	2	3	4	5=(3+4)	6	7	8	9	10=(8+(-7)+8)	11	12	13	14	15=(11+12+13+14)	16	17	18	19	20=(16+17+18+19)	21=(5-10)	22=(10-15)	23	24
Other Maintenance and Operating Expenses	502999009	3,555,318.17	1,153,644.59	4,708,962.76	3,055,318.17	1,153,644.59	0.00	0.00	4,208,962.76	736,832.28	833,277.01	1,854,785.40	0.00	3,224,894.69	422,807.08	756,406.21	1,703,946.00	0.00	2,886,162.29	500,000.00	984,088.07	0.00	338,732.40
Capital Outlays		16,360,306.43	0.00	16,360,306.43	6,360,306.43	0.00	0.00	0.00	6,360,306.43	1,601,300.00	751,361.72	137,000.00	0.00	2,489,661.72	0.00	112,802.96	0.00	0.00	112,802.96	10,000,000.00	3,870,844.71	0.00	2,376,856.78
Property, Plant and Equipment Outlay	506040000	16,360,306.43	0.00	16,360,306.43	6,360,306.43	0.00	0.00	0.00	6,360,306.43	1,601,300.00	751,361.72	137,000.00	0.00	2,489,661.72	0.00	112,802.96	0.00	0.00	112,802.96	10,000,000.00	3,870,844.71	0.00	2,376,856.78
Buildings and Other Structures	506040400	14,259,406.43	0.00	14,259,406.43	4,259,406.43	0.00	0.00	0.00	4,259,406.43	0.00	751,361.72	0.00	0.00	751,361.72	0.00	112,802.96	0.00	0.00	112,802.96	10,000,000.00	3,508,044.71	0.00	636,556.78
Buildings	506040401	10,945,962.66	0.00	10,945,962.66	945,962.66	0.00	0.00	0.00	945,962.66	0.00	120,323.16	0.00	0.00	120,323.16	0.00	112,802.96	0.00	0.00	112,802.96	10,000,000.00	625,639.50	0.00	7,520.20
School Buildings	506040402	198,728.06	0.00	198,728.06	198,728.06	0.00	0.00	0.00	198,728.06	0.00	0.00	0.00	0.00	0.00	0.00	0.00	0.00	0.00	0.00	0.00	0.00	0.00	0.00
Other Structures	506040409	3,114,715.71	0.00	3,114,715.71	3,114,715.71	0.00	0.00	0.00	3,114,715.71	0.00	631,038.56	0.00	0.00	631,038.56	0.00	0.00	0.00	0.00	0.00	0.00	2,483,677.15	0.00	631,038.56
Machinery and Equipment Outlay	506040500	2,100,900.00	0.00	2,100,900.00	2,100,900.00	0.00	0.00	0.00	2,100,900.00	1,601,300.00	0.00	137,000.00	0.00	1,738,300.00	0.00	0.00	0.00	0.00	0.00	0.00	362,600.00	0.00	1,738,300.00
Information and Communication Technology Equipment	506040503	2,100,900.00	0.00	2,100,900.00	2,100,900.00	0.00	0.00	0.00	2,100,900.00	1,601,300.00	0.00	137,000.00	0.00	1,738,300.00	0.00	0.00	0.00	0.00	0.00	0.00	362,600.00	0.00	1,738,300.00
GRAND TOTAL		75,041,175.90	0.00	75,041,175.90	64,041,175.90	0.00	0.00	0.00	64,041,175.90	11,604,121.88	15,238,763.78	30,047,672.38	0.00	56,880,578.05	7,286,803.41	9,808,236.96	27,625,774.70	0.00	44,720,815.07	11,000,000.00	7,150,597.85	0.00	12,169,762.86

Certified Correct:

  
 JASPER A. TAUDER, CPA  
 Budget Officer


Date: 10/20/2022 17:13

Recommending Approval:

  
 JOHN ERWIN C. PANLILIO, CPA  
 Chief Finance Officer

Date: 10/26/22

Approved By:

  
 DR. ARNOLD E. VELASCO  
 Agency Head

Date: